



Etape du Tour Coaching Camp,
La Clusaz & Morzine
21-28 May 2023



Welcome!

The Alpine Cols difference:

- *A real expertise and focus on one-on-one coaching for performance.*
- *Intimate knowledge of the best climbs in the Alps.*
- *Excellent hotels, fantastic food and 5* service!*

Marvin, Emmanuelle, Olivier and Stéphane are looking forward to a wonderful week's cycling with you, having fun while we learn and train together. Our goal is that you have a fantastic time and leave us not only fitter, but especially more efficient, with improved skills and technique.

This camp is focused on the **Etape du Tour**, and includes a full reconnaissance of the Etape. It includes rides, workshops and one-on-one coaching sessions to help you improve your performance. Some of the rides are quite long, but there is always a strong focus on technique, such as climbing, descending or how to pace yourself throughout the Etape.

The off-the-bike activities give you key points to focus on the following day as well as during the remaining time before the event. There will also be daily massages available to help recovery during the camp.

We have chosen two absolutely outstanding hotels, the **Beauregard** in La Clusaz and the **Farmhouse** in Morzine. From convivial buffet breakfasts to the late lunch buffet when we get back from the rides and relaxed dinners in the cosy dining room, French gastronomy takes pride of place and the meals are a real highlight of the day.

You should leave us feeling completely ready to ride the Etape, confident in your skills and ready to give it your best shot. More than that, we hope you feel part of the friendly Alpine Cols community and come back again and again - as is already the case for many of you!

Safe rides, Marvin & Emmanuelle

Coaching Staff



Marvin (MA, MBA, BC L3)



Olivier (PhD, BPJEPS)



Silas (BSc, DBS)

Emmanuelle, Marvin, Olivier, Silas, Stéphane and Yannick are not only highly qualified, experienced cycling coaches but also strong (or very strong!) competitors in their own right.

Olivier is a past winner of the Tour de l'Ain and has placed 10th at the Marmotte; Silas was vice-champion of New Zealand and an international triathlete; Stéphane has placed well at countless Alpine sportives, Yannick has gained several podium places at Elite level and Marvin and Emmanuelle are often on the podium in their age categories.

They love sharing their experience and will work with you to help you reach your potential as a cyclist.



Emmanuelle (MA, MBA, BC L2)



Stéphane (BEESAC)



Yannick (MSc, BPJEPS)



“The experience with Alpine Cols was excellent. I have done several cycling camps, and I must say this one was close to perfection.”

- Stephanie, Paris



Is this coaching camp for you?

YES: if you want to **learn to cycle faster**, especially for the **Etape du Tour** or events like the **Haute Route** and the **Marmotte**.

YES: if you want to **make friends** and **have fun** with **other like-minded people**.

YES: if you want to **cycle the iconic climbs of the northern Alps**.

NO: *if you are essentially a leisure rider with no particular interest in riding faster.*

NO: *if you prefer the lifestyle associated with large tourist hotels and easy access to bars, nightclubs etc.*

Coaching Camp Highlights

On the bike

- The goal of this camp is to help you become a faster and more skilful cyclist. The week is excellent preparation for mountain sportives in general and the Etape du Tour in particular.
- During the week we suggest limiting the intensity. The pace is Endurance, Zone 2. Different groups will form so that you ride with people at your own level.
- You may however ride harder if you wish, and the coaches will help you define your own training camp objectives and daily pace.
- The coach to rider ratio is 1:5 or better, ensuring that you will have plenty of one-on-one coaching.
- There is a strong focus on technique with plentiful use of video for analysis and feedback.

Off the bike

- Recovery is the first priority, with a post-ride buffet lunch back at the hotel followed by optional stretching sessions, massage and/or use of electro-stimulation.
- Daily debrief with a coach looking at your ride file and power data.
- Evening sessions on:
 - Climbing powerfully and efficiently
 - Descending fast and safely
 - Using power meter data to improve your performance
 - Training for your target event
 - Eating and drinking for performance
 - Competing at sportives and GranFondos
- Time to relax in an authentic alpine village. Enjoy a coffee and pastry in one of the numerous local cafés.

GRANFONDO COACHING CAMP

ON-THE-BIKE PROGRAMME

Date	Alpine Cols programme	Timings		Major climbs	Distance / vertical
Sun	Arrive in Geneva; pick-up and transfer to La Clusaz Set up bikes; briefing for the week	14h30	Pick-up from Geneva airport (tbc)	-	-
Mon	Descending Clinic Coaching focus: descending	9h 13h	Depart La Clusaz (on the bike) Return to La Clusaz	Col des Aravis Col de la Croix-Fry	60km / 1,500m
Tue	Plateau des Glières Coaching focus: climbing	9h 14h	Depart La Clusaz (on the bike) Return to La Clusaz	Col des Glières Col des Fleuries Gorges du Borne (up)	77km / 1,750m
Wed	Tour du Bargy Coaching focus: long climbs	9h 14h30	Depart La Clusaz (on the bike) Return to La Clusaz	Gorges du Borne (down) Col de la Colombière (E) (Option: Saxonnex, Romme)	72km / 1,500m or 84km / 2,250m
Thu	La Clusaz to Morzine Coaching focus: group riding	9h 14h30	Depart La Clusaz (on the bike) Arrive in Morzine	Col de la Colombière (W) Col de l'Encrenaz (Option: Côte d'Arâches)	72km / 1,900m or 84km / 2,150m
Fri	Etape du Tour reconnaissance Part 1 Coaching focus: recovery	8h 15h	Depart Morzine (minibus) Return to Morzine	Col de Saxel, col du Cou Col de Feu, col de Jambaz	109km / 2,580m
Sat	Etape du Tour reconnaissance Part 2 Coaching focus: putting it all together	9h 15h	Depart Morzine (on the bike) Return to Morzine	Col de la Ramaz Col de Joux Plane	87km / 2,330m
Sun	Departure; transfer to Geneva airport	tbc	-	-	-

475km - 500 km | 11,500m – 12,500m | 14-17 major climbs

Please note the programme is necessarily subject to change based on road and weather conditions. There are always options to vary the planned distance and ride more (or less) if you prefer.



Col de la Colombière



“Alpine Cols are truly remarkable and have helped us in learning proper descending techniques, pacing and climbing skills. We always have a great time – I would highly recommend Alpine Cols to all levels of riders.” – Scott & Char, Arizona



How fast are the rides?

You may be asking yourself, “*will I be able to keep up with these guys?*” This is a perfectly normal question: nobody wants to be left behind or to feel they are always holding the group back!

The answer is that *so long as you are comfortable riding for 5 hours a day*, you will be fine. The average age of our guests is ~45, with many in their 50’s. About 20% are women.

We use a number of techniques to support riders of different levels:

- The group of ~10 riders typically splits into two or three smaller groups by level.
- Each group is supported by a coach at all times.
- The faster riders will often ride extra distance or do more climbing.
- The faster riders may start later.

Rest assured that we have long experience of supporting mixed groups in the mountains. We treat everybody the same way, regardless of whether you are the fastest or the slowest.

Everybody rides at their own pace, and we judge the timings so that the group is always well supported.

If you have any concerns about your ability to fit in, please contact Marvin at info@alpinecols.com



Sunday

You will be picked up at Geneva airport and taken to the Hotel Beauregard in La Clusaz.

La Clusaz is 69 km from the airport and the transfer will take around 1 hour and 15 minutes.

There will be only one transfer, usually around 12:00-13:00, but we can organise a taxi if you arrive at a different time.

The camp begins with a welcome drink and briefing at 18:30, followed by dinner with the coaches and other riders.

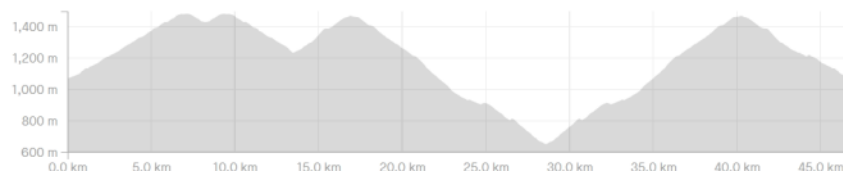
Monday

Distance: 50 km

Elevation: 1,600m+

Ride time: 4-5 hours

Focus: **Descending**



Descending is a crucial skill to master if you are going to ride in the mountains. Our goal on this first day is to help you improve your ability to **descend confidently**.

We begin by warming up on the 6 km climb to the col des Aravis., where we organise a descending clinic. Each rider has the opportunity to descend multiple times with a coach and to be videoed multiple times. This enables us to provide **immediate feedback**, and the video allows you to observe your own technique.

We then back-track to practice our newly-improved descending skills on the col de la Croix-Fry.

After a coffee in Thônes we climb back over the same road and make the short descent home for lunch.

Col des Aravis



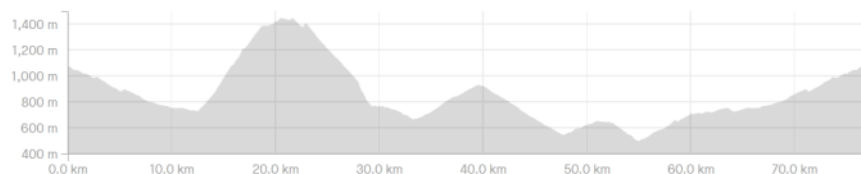
“I got a lot of personalised very useful feedback and learned how to improve my technique during the post-ride video analysis. The ambience is great and being able to focus only on my riding made me feel like a pro.”

Jan, Switzerland



Tuesday

Distance: 77 km **Elevation:** 1,750m+
Ride time: 5 hours **Focus:** **Climbing**



Today we begin with the short but steep climb to the Plateau de Glières, first used by the Tour de France in 2018. There's a short gravel section over the top before a long descent.

The coaching focus is on climbing technique. We look at your **seated pedalling technique** and how it varies between the moderate and steep pitches, and we look at your **standing technique** to help you "dance" on the pedals like a pro.

The second climb, to the col des Fleuries, is much easier and will allow us to contrast climbing techniques between climbs of different gradients.

We return to La Clusaz up the beautiful Gorges du Borne, in time for one of the Beauregard's excellent buffet lunches.

Wednesday

Distance: 77km **Elevation:** 1,475m+
Ride time: 5-6 hours **Focus:** **Long climbs**



The Tour du Barge starts with the long descent down the Gorges du Borne, followed by 15km of flat riding on quiet roads up the Arve valley to the day's challenge: the col de la Colombière. This is one of the most feared climbs in the northern Alps, justly reputed for the tough 3km at the end.

The coaching focus is on long climbs, in terms of technique, pacing and nutrition/hydration. If you would like to do more, there's a challenge option to include the climbs to Mont Saxonnex and the col de Romme for an extra 12km / 750m.

The descent from the Colombière is a delight, with plenty of wide open bends to practice your descending skills.

We usually stop for a coffee in Le Grand Bornand before the short and easy final climb back up to La Clusaz.



Col des Glières



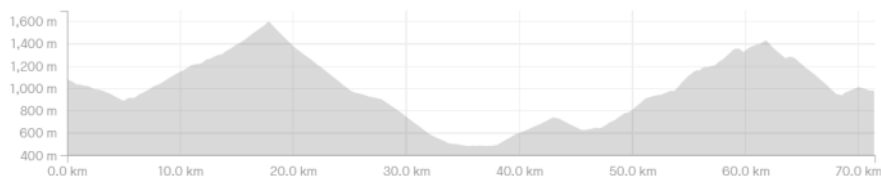
“This was the best cycling training camp I have ever been to. I improved my skills in descending in the drops and increased confidence in doing so. Also, the food was fantastic!”

- Katrina, Melbourne



Thursday

Distance: 72 km **Elevation:** 1,900m+
Ride time: 5-6 hours **Focus:** **Group riding**



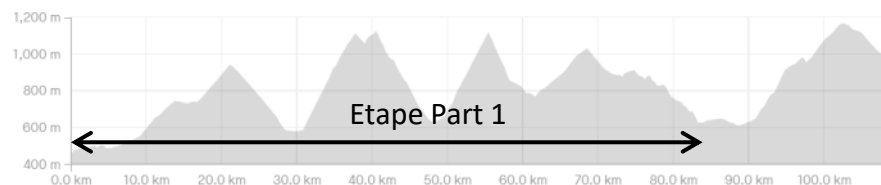
We ride to Morzine, via the col de la Colombière from Le Grand Bornand. This is the side it was climbed by the Dauphiné last year. It is a beautiful climb, unarguably easier than by the eastern side, but there's still a final 500m at 11%!

Once over the summit there's a long descent to Cluses where we cross the valley to climb the anecdotic Côte de Chatillon, descend to Taninges and then head up to a quiet, lesser-known climb called the col de l'Encrenaz, which leads us to Morzine.

There's an option to replace the rather easy direct climb to the Côte de Chatillon by the more challenging Côte d'Arâches, which adds another 12km and 250m of climbing.

Friday

Distance: 109km **Elevation:** 2,580m+
Ride time: 7 hours **Focus:** **Etape du Tour**



Reconnaissance of the Etape du Tour, Part 1. We begin with a short minibuss transfer to the start point in Annemasse, and then ride back to Morzine, following the first part of the Etape until Mieussy.

The route takes us successively over the col de Saxel, the col de Cou, the col du Feu and the col de Jambaz. These are the first four climbs on the Etape. The first and last are straightforward, but the second and third include some surprises!

We leave the col de la Ramaz and the col de Joux Plane for the next day, and ride back directly from Mieussy to Morzine via Taninges and Les Gets.



Col de Joux Plane

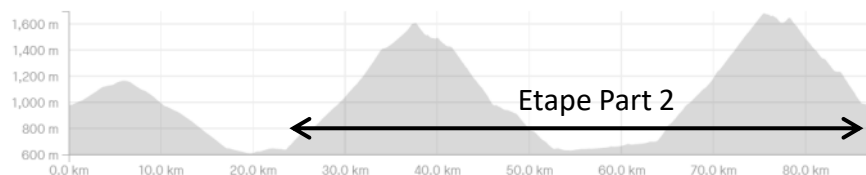
“It was so clear you were prepared to do "whatever it takes" with a smile on your face to make our experience special. Felt like I was on a tour team!!!”

- Scott, Ontario



Saturday

Distance: 87km **Elevation:** 2,330m+
Ride time: 6 hours **Focus:** Etape du Tour



We conclude the week with the highlight: Part 2 of the Etape du Tour, climbing the col de la Ramaz and the col de Joux Plane. The first part of the ride is the short climb to Les Gets and then the descent to Mieussy, where we pick up the Etape du Tour Route from the previous day.

The col de la Ramaz is a tough climb, with 960m to climb over 14km. The average is thus 6.9%, but it is irregular with two tough kilometres leading into the tunnel two-thirds of the way up. The descent is quite steep, very fast and potentially dangerous, so it pays to ride it before the event.

The col de Joux Plane is perhaps the hardest in the northern Alps. It is relentlessly steep with much of it at 9%. There's a sting in the tail at the top and another fast, dangerous descent. Thus concludes both our reconnaissance, and the week. Time for a cake!

Sunday

Distance: - **Elevation:** -
Ride time: - **Focus:** -

Departure day

Transfer to the airport (times to be confirmed)

GRANFONDO COACHING CAMP

OFF-THE-BIKE PROGRAMME

Date	Time	Coach's Corner evening sessions
Sun	18h30	Intro, core skills and pacing
Mon	18h30	Descending: fast and safe!
Tue	18h30	Climbing, pedalling technique
Wed	18h30	Pacing at the Etape du Tour
Thu	18h30	Nutrition for performance
Fri	18h30	Mental strategies
Sat	18h30	Tips for sportives and GranFondos.



Note:
Other technical sessions are available, on request.

A cyclist wearing a red and white jersey and a white helmet is riding a road bike on a paved mountain road. The road curves through a lush green valley with rolling hills and a small village in the distance. In the background, there are large, rugged mountains with rocky peaks under a blue sky with scattered white clouds.

Col de la Ramaz

“I would recommend Alpine Cols to anyone who was serious about improving their skills on the bike. I felt the coaching was good value for money and far exceeded any other cycling holiday I have been on”

- James, UK

Recovery

In addition to your usual recovery routines (such as drinking lots of fluids and eating appropriately, stretching gently and getting lots of rest, preferably with your legs raised), we provide* the following aids to recovery:

- **Compression socks and compression shorts.** These work by compressing the large, superficial veins and thus forcing the blood to return through the veins which are much deeper in the muscle. This has a positive impact on the rate of recovery by accelerating the metabolism of the by-products of exercise, the elimination of toxins and the replacement of glycogen in the muscles.
- **Compex Electrostimulation.** This is a medical device that has been adapted for use in sports. It works by stimulating the muscles to contract in a specific pattern, thus enhancing the blood flow. It is effective alone but even more so when combined with compression socks. The 25' session should take place before any massage.
- **Massage and Osteopathy.** These interventions by qualified practitioners can be effective in accelerating blood flow, reducing inflammation, eliminating toxins in muscles and removing adhesions. Osteopathy can also help prevent injuries, correct imbalances and re-establish proper posture.

*Availability

- Compression socks and shorts can be purchased from our shop.
- We have 2 Compex electrostimulation devices available for you to try, as well as others which may be purchased.
- Massage and Osteopathy are available each afternoon on request, at a cost of **€30 per 30min** session. The sessions must be pre-booked.
- Rollers and mats for stretching are available any time.



A photograph of three cyclists in red and white jerseys riding up a steep, paved mountain road. The lead cyclist is in the foreground, followed by two others. They are all wearing helmets and sunglasses. The road is bordered by a metal guardrail. In the background, there are steep, green mountainsides and distant, snow-capped peaks under a blue sky with scattered clouds.

Col de la Colombière

“A highly capable, professional, trustworthy and fun team. I guarantee you’ll come away from their camps with a greater belief in your riding ability. I couldn’t recommend them more...” - Eimear, UK

Coaching

Why would you need a coach? You know how to ride a bike, right?

Put simply, cycling at speed in the mountains is highly technical and we have yet to meet someone who couldn't learn and improve! Besides, if all professional riders have coaches, why wouldn't you benefit too?

Here's what you can expect from us:

- **Fully qualified, experienced coaches.** Alpine Cols coaches are all fully qualified and have between 10 and 15 years of active coaching experience. In addition, they are excellent competitors in their own right.
- **Coaching focus.** The key skills for all mountain sportives are **climbing, pacing, descending, nutrition** and **recovery** (for multi-day events). We use a mix of observation, oral feedback on the bike, evening technical sessions, video feedback and written feedback at the end of the camp.
- **Riding with power.** All Alpine Cols coaches ride with power meters and use power in their coaching practice and for their own benefit. We have partnered with **Infocrank®**, the official power meter of the UCI and British Cycling, chosen for its superior accuracy, stability and reliability under all conditions.
- **Up to date.** We constantly update our knowledge and coaching practice in line with new research. For 2022, we added new material in the areas of Climbing, Pacing, Sub-threshold Endurance, Long Term Performance Improvement, Adaptation, and Mental Skills, any one of which could make a significant difference to your performance!





The Hotel Beauregard 4*, La Clusaz

We loved the Beauregard at first sight and have brought hundreds of guests here over the past five years.

Built in traditional Alpine wood and stone and tastefully decorated throughout, it is set on a slight rise and nestled in a copse of trees, giving it a secluded and exclusive feel.

The rooms are cosy, luxurious and comfortable. There is a spa with hot tub, sauna and indoor swimming pool.

The staff are lovely people, warm and welcoming, and thoroughly understand the needs of cyclists.

The “Symphonie” restaurant is a real high point, offering excellent food that is great for hungry cyclists.

The chef is very flexible and is always ready to cater to specific needs and requests. He also knows how important it is to start the day with an excellent breakfast!



The hotel is rated “Excellent” (4.5) on TripAdvisor and 88% on Booking.com in over 2000 reviews.

Feedback from our own guests has always been overwhelmingly positive. This is a great place to be on holiday!



<https://www.hotel-beauregard.fr/>



The Farmhouse, Morzine

A charismatic boutique hotel nestled inside Morzine's oldest building, lovingly crafted with a crackling open fireplace, cosy lounge area, atmospheric flame lit dining and luxurious rooms that remind us of the artisan world of decades gone by.

Authentic, restful, and most of all welcoming, The Farmhouse offers an experience you simply cannot find elsewhere.

British owner for nearly 30 years, Dorrien, along with his wife Di and manager James, create a close-knit team with a wealth of experience and passion.

Originally created by a rich slate miner, The Farmhouse has been lovingly preserved with just three owners since 1771.

Dark wooden beams, slate flooring mined from the mountains of Morzine and original farmhouse features have been left wonderfully exposed in rooms which include a former cobbler's shop, carpenters workshop, seamstresses and the town's only prison cell.

Charming, dedicated and highly efficient, the team at The Farmhouse ensure service is there whenever you need it.



The main lawn with its stunning view over the church spire towards the Avoriaz mountains is a magical spot for a post-ride yoga session or a pre-dinner drink.

This unique place is extremely highly rated by all who have stayed here. We feel very lucky to have secured private use of the whole hotel for the duration of our stay.





PACKAGE PRICES

From **Sun 21 May to Sun 28 May 2023**

- Twin-share : **€2,880**
- Single supplement: **€360**

5% "welcome back" discount for returnees

10% discount off second package booked the same year

**BOOK
NOW**

ADDITIONAL NIGHTS

Please contact us for your personal quote if you would like to stay additional nights in the region.

WHAT IS INCLUDED IN YOUR PACKAGE

- Airport transfers (to and from Geneva, at a fixed time only)
- Accommodation and all meals (breakfast, lunch and dinner)
- On-the-bike coaching
- On-the-road support vehicle with free energy drinks and snacks
- Mechanical assistance
- Coach's Corner evening sessions on cycling performance
- Photographs taken during the week (digital copies)

WHAT IS NOT INCLUDED

- Flights to/from Geneva
- Hotels in Geneva
- Bicycle hire
- Minibar or drinks at the hotel bar
- Coffee or snacks during café stops
- Massage (optional extra)



Col de la Croix Fry



Coach Silas, showing how it is done

Practical matters

- **Airport transfers**
 - You will be met at the airport and taken to the hotel. Please make sure we have your flight details and let us know of any changes or delays. We may have to charge a supplement if you arrive outside the normal pick-up time window (12:00 – 15:00).
 - We will send you precise details for the pick-up by email. If you don't receive this please call Marvin on +33 6 61 19 11 72.
- **Weather**
 - The normal weather at this time of year is 20°-23°C and mostly sunny.
 - HOWEVER, rain is possible and it may be cooler.
 - It will often be cooler on the summits where the maximum day temperatures are usually between 10° and 15°C.
 - Bring cycling clothes appropriate for temperatures between 5° and 30°C.
- **Shops, currency and language**
 - La Clusaz and Morzine are both delightful small alpine towns with plenty of wooden chalets, cafés, restaurants and small shops. Do not expect to find obscure or esoteric bicycle parts!
 - The currency is the Euro and the language is French.
 - Visa and Mastercard are widely accepted or can be used to withdraw Euros from a bank machine.

Tips before travel

Preparing your bike

- Please get your bike serviced by a qualified mechanic. Tell the mechanic that you will be riding 600km through the mountains so the bike needs a thorough check, including the bottom bracket, the head tube and the wheels as well as the obvious brakes, gears, cables and chain.
- Ride the bike for at least 50km after the service to make sure any stretch in the cables or other kinks are ironed out.
- Make sure you have appropriate gears. We recommend a compact chainset (50/34) and a cassette suitable for steep climbs (e.g. 11/32 or 11/34).
- The bike should have new tyres.

Travelling with your bike

- If you are new to travelling with your bike, give yourself plenty of time to pack it, preferably the day before travel.
- Follow the instructions of the bike box manufacturer carefully.
- Leave the CO2 cylinders at home (the airline won't accept them).
- Include any special tools required to re-assemble your bike.
- If you need help setting up your bike on arrival we will be happy to assist.



Col de Joux Plane

“The standard of the coaching camps run by Marvin and Alpine Cols is absolutely second to none. We have done a number of them over recent years including Tenerife, St Tropez and the Alps: all have been excellent.” - Jonathan, UK

Training in the final weeks before the camp

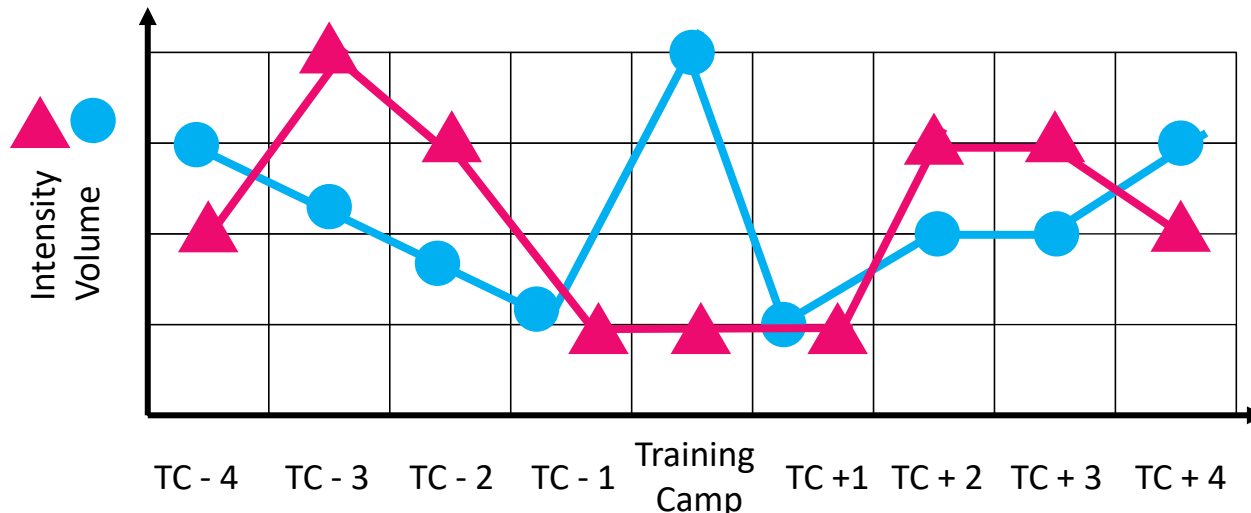
During the training camp you will ride up to 600km and climb up to 14,000m+, over about 30 hours of cycling. For most amateur cyclists this represents a very significant increase in volume over a normal training week. In order to survive the week, the intensity will have to be relatively low: you will be climbing in Zones 2 (Endurance) and 3 (Tempo), very little, if any in Zone 4 (Threshold).

In an ideal world, you will have prepared for this by building both volume and intensity during the three to six months before the camp. These are our suggestions for the final month:

- Reduce the volume and increase the intensity for the first three weeks. In practical terms, this means replacing long rides at tempo/threshold pace by shorter rides including intervals in Z4 (Threshold) and Z5 (Vo2Max).
- Reduce both volume and intensity for the final week, in order to taper and arrive at the camp well rested.
- Make sure you maintain your core strength and flexibility with appropriate off-the-bike exercises.

Once you return home:

- Reduce volume and keep the intensity low for the first week
- Increase the intensity significantly and the volume a little for the next two weeks
- Thereafter, return to your normal training regime.



Suggested interval sessions for TC-3, TC-2:

Zone 4 (Threshold)

2 sets of 4 x [5'Z4 – 2'Z1], 10' between each set

Zone 5 (VO2Max)

3 sets of 5 x [2'Z5 – 3'Z1], 10' between each set

Note: these are general recommendations and should be adapted to your individual context.

Insurance

Accident & illness

Please note that you must have insurance in place in order to cover the cost of assistance and repatriation in the event of accident or illness. The insurance must provide specific cover for cycling and should cover the following risks:

- medical expenses,
- personal accident,
- personal liability,
- emergency rescue,
- repatriation if you become too ill to travel,
- cancellation or curtailment of your holiday,
- travel delay,
- loss or delay to your baggage,
- loss or theft of personal effects and legal expenses.

If you are based in the UK, we suggest you contact one of the specialist cycling insurance firms.

Please make sure that your cover specifically includes cycling in France.

Cancellation

You should also take out cancellation insurance to cover the cost of your cycling holiday should you be forced to cancel for any reason. Cancellation charges will be applied on the following scale:

- | | |
|---|-----------------------------------|
| – More than 8 weeks prior to your holiday start date: | Deposit only |
| – 4-8 Weeks prior to your holiday start date: | 50% of the total amount invoiced |
| – Less than 4 weeks prior to your holiday start date: | 100% of the total amount invoiced |

Cancellation charges do not apply in the case of government-imposed Covid restrictions. If you are forced to cancel due to changing government regulations you will receive a full refund.

Suggested Kit List

ITEM	CHECK
Bike (unless hiring)	
Spare tyres & inner tubes (2 each)	
Spare brake pads	
Spare derailleur hanger	
Any special tools or spare parts	
Lights (front and back)	
Charger for electronic gears	
Heart rate chest strap	
Cycling computer & charger	
Mobile phone & charger, adaptor	
Cycling helmet	
Water bottles (2)	
Base layer short sleeve	
Base layer long sleeve	
Cycling jerseys short sleeve	
Cycling jerseys long sleeve	
Cycling shorts	
Cycling tights ¾ or long	

ITEM	CHECK
Cycling socks	
Cycling Cap or balaclava	
Cycling Gloves (summer)	
Cycling Gloves (long, waterproof)	
Arm warmers	
Leg warmers	
Warm waterproof jacket	
Lightweight rain jacket	
Windproof jacket	
Cycling sun glasses	
Cycling shoes (with spare cleats)	
Waterproof overshoes	
Chamois cream	
Sun cream	
Personal pharmacy	
Insurance	
Medical certificate	
Day bag (for the van)	



Alpine Cols SAS

631 chemin du Recredoiz

01220 Divonne-les-Bains, France

Tel (FR): +33 (0)450 200 772

Tel: (UK): +44 (0)1227 647 015

www.alpinecols.com